

# SPECIFICATION

---

## SHEET



### PRODUCT: LUNA LED

#### Overview

The FLUX LUNA LED is a surface or suspended linear light. Whether its suspended or mounted to the surface of the ceiling. This strikingly beautiful luminaire combines brilliant aesthetics with space-filling light, all contained within premium quality aluminium.

The Flux LUNA LED comes with a PFC driver for a flicker free solution. The light also have the option of being an up and downlight or just a downlight.

This useful light can save up to 70% on energy savings, comes with a 5 year warranty and reduces maintenance costs dramatically. It comes in a variation of lengths to suit any size of environment.

#### Available Wattage:

30W

.


#### Lighting Colour Options:

4000K


6000K

#### Available Colours:

White



#### Product Size:




# SPECIFICATION

---

# SHEET



Product Specification Table

Product Code	W	Equ/W	K	CRI		$\frac{L}{\text{mm}}$	$\frac{H}{\text{mm}}$	$\frac{W}{\text{mm}}$
LUNA-30-4000	30	60	4000	>80	110°	1190	85	74
LUNA-30-6000	36	72	6000	>80	110°	1190	85	74