

SPECIFICATION

SHEET



PRODUCT: DUNE LED PENDANT

Overview

The FLUX DUNE LED PENDANT is a suspended light which is a cost effective and stylish. Using the latest state of the art technology it has an instant start up and offers a glare free bright light in various colour options. A 50,000 hour life expectancy saves energy combined with a 8 year warranty keeps maintenance costs to a minimum. It comes with an optional microwave motion sensor ensuring maximum energy saving at all times. An emergency pack option is also available.



Available Wattage:

60 Watt

Available Options:

Emergency Pack
Motion Sensor
Dimmable

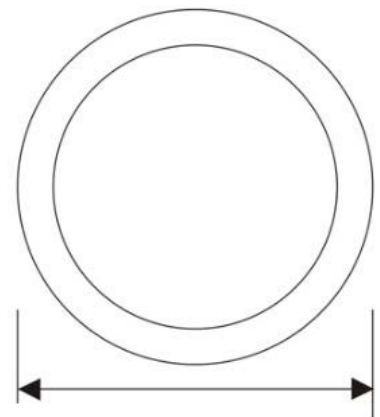
Available Colours:

Matte White
Matte Black
Matte Grey

Applications:

Schools
Commercial Properties
Hospitals
Retail

Size






Dia: 600mm
Min Height: 300mm
Max Height: 3000mm

SPECIFICATION

SHEET



Product Specification Table

| Product Code | W | Equ/W | Lm | Lm/W | K | CRI |  |  H mm |  D mm | IP |
|--------------|----|-------|------|------|------|-----|--|---|---|------|
| DUN-60-P | 60 | 120 | 5500 | 100 | 3000 | >90 | 140° | 300-3000 | 600 | IP20 |
| | | | | | | | | | | |