

SPECIFICATION

SHEET



PRODUCT: SOLANO

Overview

The FLUX SOLANO LED high bay offers an intense beam of light achieving 95 lumens per watt and is available in a variety of colour temperatures.

The FLUX SOLANO LED should reduce energy consumption by up to 70% and offer maintenance free solution with a 50,000 hour rated lifespan.

This high bay light is designed with commercial applications in mind. It is the perfect lighting solution for Factories, Warehouses, Shopping Centres or any other large indoor lighting applications. It comes with a firm and durable 90 degree adjustable bracket allowing you to tailor your light direction depending on your environment.



Available Wattage

80W
120W
150W
200W

Available Product Colours

Black Base






Available Light Colours

3000K
6000K

SPECIFICATION SHEET



Product Specification Table

| Product Code | W | Lm | K | Ra |  |  mm |  mm |  mm |  |
|--------------|------|-------|------|-----|---|---|---|---|---|
| SOL-80-3000 | 80W | 9600 | 3000 | >70 | 90° | 290 | 190 | 180 | 4 Kg |
| SOL-80-6000 | 80W | 9600 | 6000 | >70 | 90° | 290 | 190 | 180 | 4 Kg |
| SOL-120-3000 | 120W | 14400 | 3000 | >70 | 90° | 290 | 270 | 180 | 5 Kg |
| SOL-120-6000 | 120W | 14400 | 6000 | >70 | 90° | 290 | 270 | 180 | 5 Kg |
| SOL-150-3000 | 150W | 16800 | 3000 | >70 | 90° | 290 | 270 | 180 | 6 Kg |
| SOL-150-6000 | 150W | 16800 | 6000 | >70 | 90° | 290 | 270 | 180 | 6Kg |
| SOL-200-3000 | 200W | 24000 | 3000 | >70 | 90° | 310 | 290 | 200 | 7Kg |
| SOL-200-6000 | 200W | 24000 | 6000 | >70 | 90° | 310 | 290 | 200 | 7Kg |